

Refrigerated Service Case



Conforms to NSF STD 7
TYPE II

- NR3647RSV
- NR4847RSV
- NR6047RSV
- NR7247RSV

Lengths include end panels
 35-3/4"L x 33"D x 47-1/8"H
 47-3/4"L x 33"D x 47-1/8"H
 59-3/4"L x 33"D x 47-1/8"H
 71-3/4"L x 33"D x 47-1/8"H

STANDARD FEATURES

- NOTE: Contact Factory for lead time
- Breeze~E (Type-II) w/ EnergyWise s/c refrigeration
- (2) Levels of clear glass shelving removable and adjustable on 1" centers
- Blue Fin coated coil
- Compressor air intake from rear and out front panel at toe kick. Front panel cannot be blocked.
- Condensate pan (self-contained refig. only)
- Integrated average product temperature of 40°F or less
- LED top & shelf lights
- One piece formed ABS plastic tub
- One year parts & labor; 5 year compressor warranty
- Vertical, fixed front & side UV bonded frameless glass

Features	Standard	Options
EXTERIOR COLOR	<input type="checkbox"/> Black	<input type="checkbox"/> Painted (non-stock colors, specify RAL#) <input type="checkbox"/> Painted (stock colors, specify RAL#) <input type="checkbox"/> Stainless steel
INTERIOR COLOR	<input type="checkbox"/> Black	<input type="checkbox"/> NOTE: Interior color must be FDA & NSF approved <input type="checkbox"/> Painted (stock colors, specify RAL#) <input type="checkbox"/> Stainless steel
PANEL EXTERIOR	<input type="checkbox"/> Laminated (non-premium) Confirm pattern/grain direction	<input type="checkbox"/> Laminated (premium) Confirm pattern/grain direction <input type="checkbox"/> Stainless steel
BASE SUPPORT	<input type="checkbox"/> Adjustable, locking casters (n/a w/ remote ref.)	<input type="checkbox"/> 6"H stainless steel legs <input type="checkbox"/> Shims (standard w/ remote)
END PANEL LEFT	<input type="checkbox"/> Full end panel	<input type="checkbox"/> No end panel w/ synchronized defrost
END PANEL RIGHT	<input type="checkbox"/> Full end panel	<input type="checkbox"/> No end panel w/ synchronized defrost
LOWER FRONT PANEL	<input type="checkbox"/> Black	<input type="checkbox"/> Painted (stock colors, specify RAL#) <input type="checkbox"/> Stainless steel
LOWER REAR PANEL	<input type="checkbox"/> Black	<input type="checkbox"/> Painted (stock colors, specify RAL#) <input type="checkbox"/> Stainless steel
UPPER REAR	<input type="checkbox"/> Clear glass rear sliding doors	<input type="checkbox"/> Reflective glass rear sliding doors
LIGHTS	<input type="checkbox"/> LED 3500K w/ frosted lens	<input type="checkbox"/> LED 3000K w/ frosted lens <input type="checkbox"/> LED 4000K w/ frosted lens
ELECTRICAL CONNECT	<input type="checkbox"/> 6' straight blade power cord (self-cont.)	<input type="checkbox"/> 6' locking power cord (self-cont.) <input type="checkbox"/> Electrical leads (remote)
REFRIGERATION	<input type="checkbox"/> Breeze~E (Type-II) w/ EnergyWise s/c refrigeration (rear access)	<input type="checkbox"/> Breeze~E (Type-II) w/ EnergyWise s/c refrigeration (front access) <input type="checkbox"/> NOTE: Remote only available w/base w/shims <input type="checkbox"/> Remote w/thermostat, solenoid & TXV (front access) <input type="checkbox"/> Remote w/thermostat, solenoid & TXV (rear access)
MISCELLANEOUS		<input type="checkbox"/> 14.5" Base height extension <input type="checkbox"/> Rear door lock <input type="checkbox"/> Second year parts & labor warranty (excludes compressor)
ACCESSORIES		<input type="checkbox"/> Clean Sweep® coil cleaner (n/a w/remote)

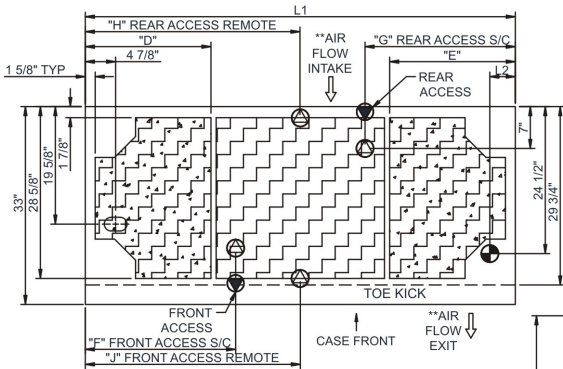
Option Notes: 1 - Cannot be combined w/ 6"H legs

Reveal®

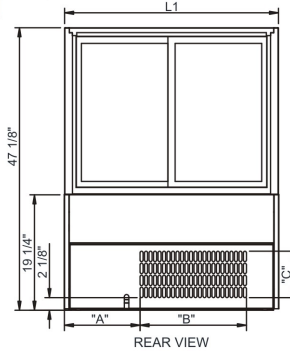
Product Specifications

Intended Environment: Type II - Designed to operate in ambient conditions of 80°F and 60% relative humidity unless noted otherwise in system information below.		
Zone	Intended Product To Be Displayed	Warmest Avg Prod Temp ° F
All	Unpackaged refrigerated products	40

PLAN VIEW

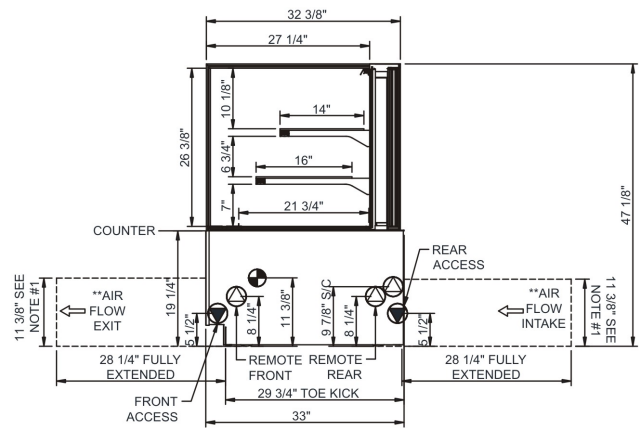


	"D"	"E"	"F"	"G"	"H"	"J"
NR3647RSV	N/A	N/A	7"	7"	17 7/8"	17 7/8"
NR4847RSV	9"	9"	12 3/4"	12 3/4"	23 7/8"	23 7/8"
NR6047RSV	9"	21"	12 3/4"	24 3/4"	29 7/8"	29 7/8"
NR7247RSV	21"	21"	25 1/8"	25 1/8"	35 7/8"	35 7/8"



	"A"	"B"	"C"
NR3647RSV	12 5/8"	17 3/4"	7 3/4"
NR4847RSV	18 5/8"	17 3/4"	7 3/4"
NR6047RSV	30 5/8"	17 3/4"	7 3/4"
NR7247RSV	30 5/8"	17 3/4"	7 3/4"

SIDE VIEW



NOTES:

- 11 3/8" TALL, FULL WIDTH OF CASE OPENING IN CABINET OR COUNTER IS REQUIRED TO PULL OUT REFRIGERATION SYSTEM.
- BACK OF COUNTER / CABINET MUST BE VENTED PROPERLY FOR ADEQUATE AIRFLOW TO CONDENSER.
- **REPRESENTS REAR PULLOUT REFRIGERATION. AIR FLOW INTAKE AND EXIT DETAILS ARE REVERSED WITH FRONT PULLOUT REFRIGERATION OPTION.
- SELF-CONTAINED ACCESS ONLY BY PULLING OUT CONDENSER UNIT.

NOTE: ALL DIMENSIONS APPROXIMATE

- ELECTRICAL JUNCTION BOX (SUPPLIED WITH 6" LEADS OR POWER CORD).
- LOCATION OF DRAIN TUBE FOR REMOTE REF. ONLY (SUPPLIED WITH 3/4" OR 1 1/2" PVC TUBE).

- REFRIGERATION LINE CONNECTION.
- REMOTE FLOOR SINK & UTILITIES ACCESS AREA.

- SELF-CONTAINED CASE SERVICE ACCESS AREA.
- DRY CASE SERVICE ACCESS AREA.

Model Technical Specifications															
Model	L"	L1"	L2"	System Circuit Volts		Phs	Freq	Amps ***	Watts	Wires	NEMA Plug	SST	BTUH	Est Wt	
NR3647RSV	N/A	35.75	4.13	Remote(Type II)	Circuit #1	110-120	1	60	1.08	35	2+G	Leads Single	24.00	1175	750
				Self-Contained	Circuit #1	110-120	1	60	9.76	765	2+G	5-15P or L5-15P	N/A	N/A	
NR4847RSV	N/A	47.75	4.13	Remote(Type II)	Circuit #1	110-120	1	60	1.08	41	2+G	Leads Single	24.00	1525	850
				Self-Contained	Circuit #1	110-120	1	60	9.76	770	2+G	5-15P or L5-15P	N/A	N/A	
NR6047RSV	N/A	59.75	4.13	Remote(Type II)	Circuit #1	110-120	1	60	1.04	59	2+G	Leads Single	20.00	1875	1,000
				Self-Contained	Circuit #1	110-120	1	60	9.86	778	2+G	5-15P or L5-15P	N/A	N/A	
NR7247RSV	N/A	71.75	4.13	Remote(Type II)	Circuit #1	110-120	1	60	1.38	64	2+G	Leads Single	20.00	2225	1,150
				Self-Contained	Circuit #1	110-120	1	60	9.86	783	2+G	5-15P or L5-15P	N/A	N/A	

*** Does not include electric defrost on freezer models.

Important Notes:

- 1) ELECTRICAL NOTE: If GFCI is required, a GFCI breaker MUST be used in lieu of a GFCI receptacle
- 2) Back side of counter must be open or vented the full length of the unit to allow proper ventilation for the refrigeration system.

Regulatory Approvals:	
All Models	Accordance with AHRI Std 1200 ETL Listed to UL 471 ETL Listed to CAN/CSA 22.2 No. 120 ETL Sanitation to NSF 7



In Accordance with
AHRI Std 1200

DOE 2017
Energy Efficiency
Compliant