



PROJECT NAME: \_\_\_\_\_

LOCATION: \_\_\_\_\_

ITEM#: \_\_\_\_\_ QTY: \_\_\_\_\_

MODEL: \_\_\_\_\_

# Holding/Proofing Cabinets

*Hold food at the perfect temperature, every time!*



28W-234



28W-235



28W-236



28W-237

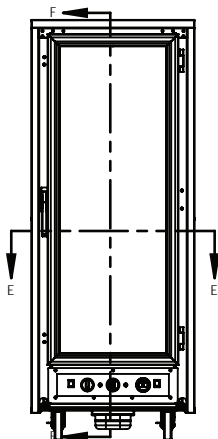


### Features:

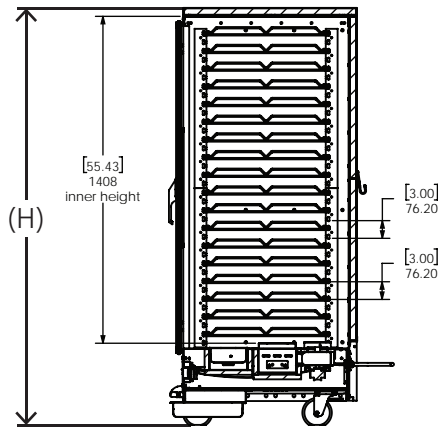
- Universal pan slides accommodate Full-Size Sheet Pans & Full-Size Steam Table Pans
- Ergonomic Magnetic Pull Latch for easy opening and to ensure tight seal on door
- Removable Pan Slides spaced at 1.5" allow for customization to fit your holding needs
- Adjustable Controls with 10 Levels for Precise Temperature Control from 80-200 degrees F
- Bottom-Mount Controls with temperature display
- Forced-Air Heating allows for quick recovery in busy applications
- 120V Connection with 2000W power(NEMA 5-20P)

### Specifications:

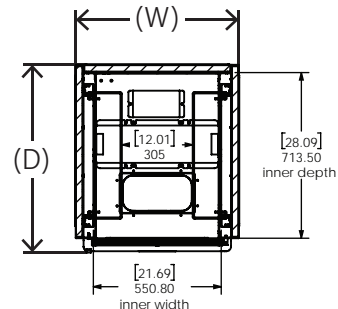
Item#	(W)	(D)	(H)	Weight(lbs)	Insulation	Door Material	Door Type	# Full-Size Sheet Pans	# Full-Size Food Pans	Amps	Phase
28W-234	33.12"	29.69"	71.15"	155	No	Clear Lexan	Full	18	34	16.6	1 Phase
28W-235	33.12"	29.69"	71.15"	165	Yes	Clear Lexan	Full	18	34	16.6	1 Phase
28W-236	33.12"	29.69"	71.15"	170	Yes	Solid	Dutch	17	32	16.6	1 Phase
28W-237	33.12"	29.69"	71.15"	165	Yes	Clear Lexan	Dutch	17	32	16.6	1 Phase



FRONT VIEW



SIDE VIEW



TOP VIEW