



Project \_\_\_\_\_  
 AIA # \_\_\_\_\_ SIS # \_\_\_\_\_  
 Item # \_\_\_\_\_ Quantity \_\_\_\_\_ C.S.I. Section 114000

## CLUC-48R

### Compact Worktop Refrigerator

### Self-Contained Solid Doors



Compact Worktop Refrigerator

### STANDARD PRODUCT FEATURES

- High Quality Stainless Steel Construction
- Anodized Aluminum Interior
- 4" Backsplash
- Stay Open Door Feature at 105°
- LED Display Control for Accuracy and Easy Monitoring
- Capillary Tube Metering Device
- Maintains Cabinet Temperature of 32°F to 41°F
- Two (2) Adjustable, Heavy Duty Epoxy Coated Shelves Per Section
- Field Reversible Door(s)
- Set of Four (4) 4" High Casters with Locks Standard on Front Casters
- Gasket-Protecting Retainer
- Self-Contained Rear-Mounted Refrigeration System
- High-Density, Non-CFC Foamed In Place Polyurethane Insulation
- Easy to Grip Door Handles
- 3 Year Parts & Labor Warranty, Additional 2 Years on Compressor Parts



This unit is listed to the applicable UL, CSA and NSF Standards by an approved NRTL. Consult the factory or unit's data plate for approval information.

### ACCESSORIES & OPTIONS (Available at Extra Cost)

- + Additional Epoxy Coated Shelves on Pilasters
- + Set of Four (4) 6" High Legs
- + Set of Four (4) 6" High Casters
- + Set of Four (4) 2-3/4" High Casters

### AVAILABLE CONFIGURATIONS

| MODELS           | HINGING                  |
|------------------|--------------------------|
| CLUC-48R-SD-WTLR | Solid Doors, Left/Right  |
| CLUC-48R-SD-WTRR | Solid Doors, Right/Right |
| CLUC-48R-SD-WTLL | Solid Doors, Left/Left   |

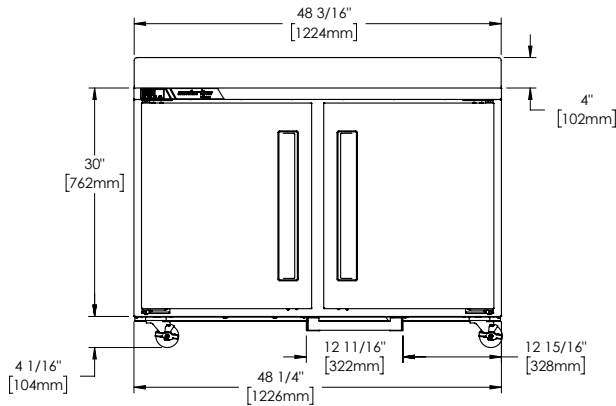
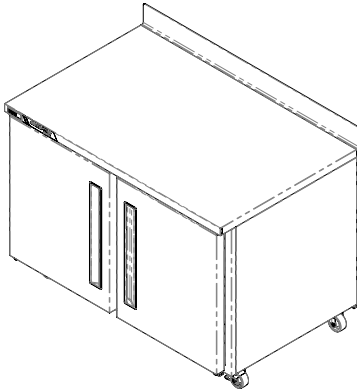
| Model          | Doors | Shelves | Dimensions<br>L x D x H (in.) | Voltage  | Amps | NEMA    | Cu. Ft. |
|----------------|-------|---------|-------------------------------|----------|------|---------|---------|
| CLUC-48R-SD-WT | 2     | 4       | 48.25 x 31.5 x 34*            | 115/60/1 | 3.6  | 5 - 15P | 13.28   |

\*Note: 34 in. height without casters

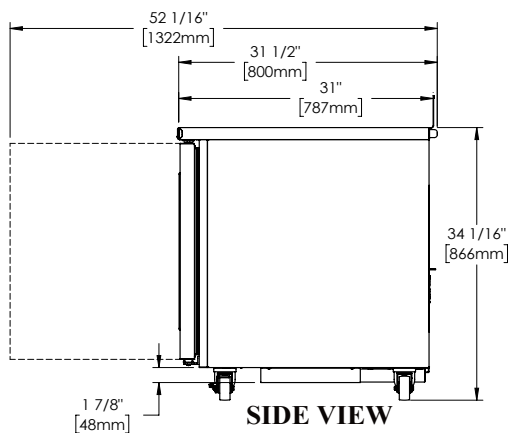
Approved by \_\_\_\_\_ Date \_\_\_\_\_ Approved by \_\_\_\_\_ Date \_\_\_\_\_

**MODEL - CLUC-48R-SD-WT**

Solid Door Models



**ELEVATION**



**SIDE VIEW**

**SPECIFICATIONS**

**CONSTRUCTION, HARDWARE, INSULATION**

Cabinet exterior front, sides, and door(s) are constructed of stainless steel. Cabinet interior is constructed of anodized aluminum. A set of four (4) 4" high casters are included. Doors are equipped with a gasket protecting retainer. Both the cabinet and door(s) are insulated with an average of 2-3/8" thick high density, non-CFC, foamed in place polyurethane insulation.

**REFRIGERATION SYSTEM**

A rear mounted, self-contained, balanced refrigeration system using environmentally friendly, non flammable R-450A refrigerant is provided. It features an easy to clean rear facing condenser, capillary tube metering device, and air-cooled hermetic compressor. A 9' cord and plug is provided. Standard operating temperature is 32°F to 41°F. Energy efficient refrigeration system maintains safe product temperatures. Condenser is located in the back of the unit for easy maintenance and zero clearance.

**CONTROLLER**

The easy to use electronic digital control is supplied standard. It includes a 3-Digit LED display, and a Fahrenheit or Celsius temperature scale display capability.

**INTERIOR**

Standard interior arrangements include two (2) epoxy coated wire shelves per section, mounted on pilasters. Recommended load limit per shelf should not exceed 150 lbs.

**WARRANTY**

Both a 3 Year Parts & Labor Warranty and additional 2 Years on Compressor Parts Warranty are supplied standard.

| MODELS                     | CLUC-48R-SD-WT |
|----------------------------|----------------|
| <b>ELECTRICAL DATA</b>     |                |
| Voltage                    | 115/60/1       |
| Full Load Amperes          | 3.6            |
| <b>REFRIGERATION DATA</b>  |                |
| Refrigerant                | R-450A         |
| Refrigerant Charge oz .    | 11.0 (312 gr)  |
| BTU/HR   H.P. <sup>1</sup> | 1800   1/4     |
| <b>SHIPPING DATA</b>       |                |
| Depth Crated in.           | 35 (88.9 cm)   |
| Height Crated in.          | 37 (94 cm)     |
| Length Crated in.          | 53 (134.6 cm)  |
| Volume Crated cu. ft.      | 39.7 (1125 l)  |
| Net Weight lbs.            | 279 (126.6 kg) |
| Gross Weight lbs.          | 310 (140.6 kg) |

**NOTES:**

1. BTU/HR based on a 90°F ambient and 20°F evaporator

Equipped with one NEMA 5-15P Plug

