


Traex® Tray & Pan Rack

- Ideal for washing trays
- Full “beam wall” prevents rack from flexing under heavy loads
- Outside dimensions: 19¾" x 19¾" (50 x 50 cm)




ITEM #	DESCRIPTION	OVERALL HEIGHT: IN (CM)	INSIDE HEIGHT: IN (CM)	CASE LOT	COLOR
TR30*	Open-end	4 (10.2)	3¼ (8.3)	6	


*Available in beige (32) only

32

Traex Insulated Tray and Steam Table Pan Rack

- Designed to wash insulated foodservice trays and 2½" deep (6.5 cm) steam table pans
- TR22 is ideal for steam table pans, insulated trays, and plate covers
- Outside dimensions: 19¾" x 19¾" (50 x 50 cm)



ITEM #	DESCRIPTION	OVERALL HEIGHT: IN (CM)	INSIDE HEIGHT: IN (CM)	SPACING	CASE LOT	COLOR
TR21*	Up to 9¾" (24.8 cm) plate cover diameter with powder-coated insert	4¾ (12.1)	3¼ (8.3)	3⅞ (7.9)	1	
TR22*	Open-end food pan and insulated tray rack with powder-coated insert	5¼ (13.3)	5¼ (13.3)	3 (7.6)	1	32
TR31**	Open-end rack	5¼ (13.3)	5¼ (13.3)	—	1	


*Available in beige (32) only

**NSF® certified

Traex Sheet Pan Racks

- Holds three full-size sheet pans
- Designed to fit standard-height openings for all conveyor-type dishwashers
- Outside dimensions: 19¾" x 19¾" (50 x 50 cm)



ITEM #	DESCRIPTION	OVERALL HEIGHT: IN (CM)	INSIDE HEIGHT: IN (CM)	SPACING	CASE LOT	COLOR
TR23*	Open-end rack with vinyl coated insert	5¼ (13.3)	5¼ (13.3)	3 (7.6)	1	
TR31**	Open-end rack	5¼ (13.3)	5¼ (13.3)	—	1	32

*Available in beige (32) only

**NSF certified

*Racks are made to order and cannot be returned.