

WORKTOP REFRIGERATORS

Model: 69K-090HC 69K-091HC 69K-092HC 69K-093HC



69K-090HC



69K-091HC



69K-092HC



69K-093HC

Central Worktop Refrigerators are designed for optimal performance, durability and reliability. Three space efficient sizes ensure your application storage requirements can be cost-effectively satisfied.

FEATURES

- Easy to grip recessed drawer handles
- Integrated stainless steel backsplash for reliable food preparation
- 3" casters are standard
- Adjustable shelves (one (1) per section/door)
- Available in multiple sizes to suit your needs
- Large LED temperature display is easily visible from up to 15 feet away

TEMPERATURE

- Holding temperature: 34° to 41°F (1° to 5°C)
- Forced-air refrigeration delivers consistent temperature regulation
- Solid-state controls deliver consistent, easily adjustable temperature performance
- Automatic defrost system maintains the ideal storage conditions at all times

CONSTRUCTION

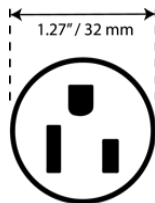
- Exterior Material: Durable, easy to clean stainless steel
- Interior Material: Painted Aluminum
- Urethane insulated walls and doors
- Heavy duty plastic coated shelves

REFRIGERANT

R600a (-090HC/091/092)
R290a (-093HC)

ELECTRIC

115/60Hz/1 Ph (NEMA 5-15)



NEMA 5-15P



Intertek
Conforms to
ANSI-NSF 7



Intertek
Conforms to
ANSI UL 471



Environmentally
Friendly



DOE 2017
Compliant

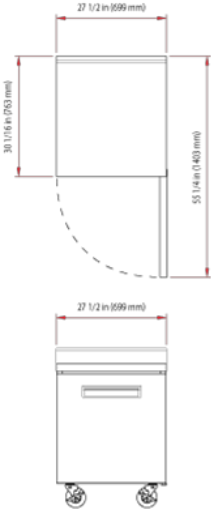
WARRANTY (USA / CANADA)

Three (3) year parts and on-site labor
Five (5) year compressor
Administered by Central, 800-289-3637


Due to periodic changes in designs, methods, procedures, policies and regulations, the specifications contained in this sheet are subject to change without notice. While we exercise good faith efforts to provide information that is accurate, we are not responsible for errors or omissions in information provided or conclusions reached as a result of using the specifications. By using the information provided, the user assumes all risks in connection with such use.

WORKTOP REFRIGERATORS


69K-090HC



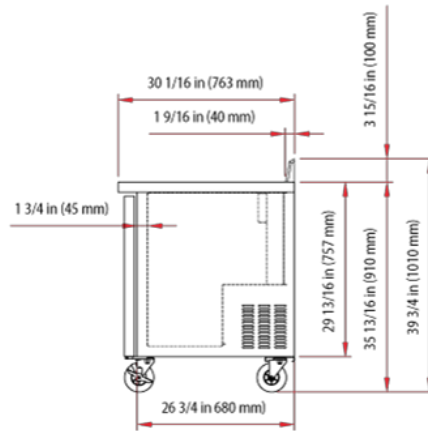
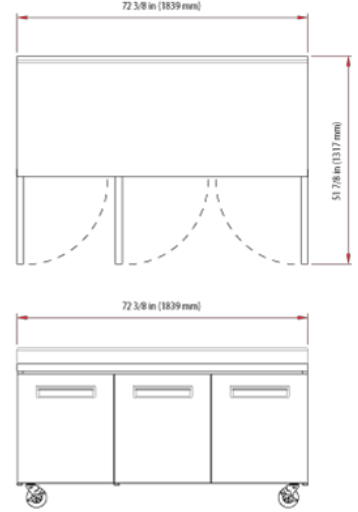
69K-091HC



69K-092HC



69K-093HC



	External Dimensions in / mm	Internal Dimensions in / mm	Capacity	Temperature Range	Voltage	Max Amp Draw	Charge Size	Unit Weight	Shipping Weight
69K-090HC	27.8 x 29.9 x 39 706 x 763 x 991	22.9 x 18.8 x 24.5 581 x 478 x 622	6.5 Cu Ft 184 L	34° to 40°F 2° to 5° C	115V/60Hz/1	5	R600a 2.47 oz	185 lb 84 kg	202.8 lb 92 kg
69K-091HC	48.2 x 29.9 x 39 1224 x 763 x 991	43.5 x 18.8 x 24.5 1104 x 478 x 622	12 Cu Ft 340 L	34° to 40°F 2° to 5° C	115V/60Hz/1	5	R600a 2.65 oz	266.7 lb 121 kg	291 lb 132 kg
69K-092HC	61.2 x 29.9 x 39 1554 x 763 x 991	56.2 x 18.8 x 24.5 1428 x 478 x 622	15.5 Cu Ft 439 L	34° to 40°F 2° to 5° C	115V/60Hz/1	5	R600a 2.82 oz	319.6 lb 145 kg	346 lb 157 kg
69K-093HC	71.7 x 29.9 x 39 1821 x 763 x 991	66.9 x 18.8 x 24.5 1700 x 478 x 622	18 Cu Ft 510 L	34° to 40°F 2° to 5° C	115V/60Hz/1	7	R290a 4.59 oz	374.7 170 kg	401.2 lb 182 kg

Due to periodic changes in designs, methods, procedures, policies and regulations, the specifications contained in this sheet are subject to change without notice.

While we exercise good faith efforts to provide information that is accurate, we are not responsible for errors or omissions in information provided or conclusions reached as a result of using the specifications. By using the information provided, the user assumes all risks in connection with such use.