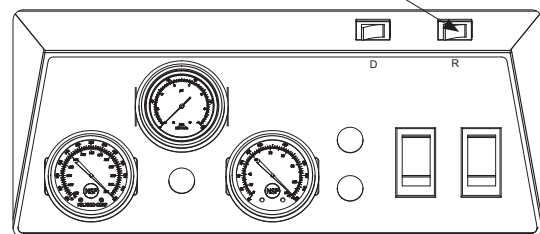


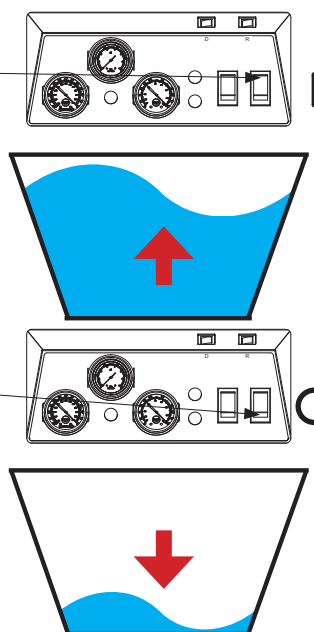
10



Hold for 1 minute.
Mantenga durante 1 minuto.
Maintenez pendant 1 minute.

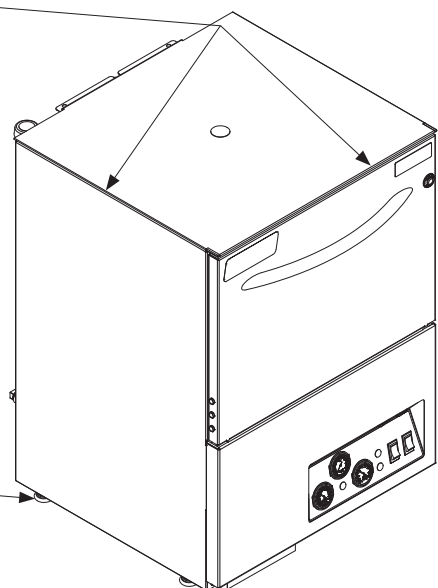
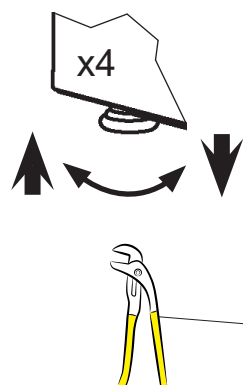


13


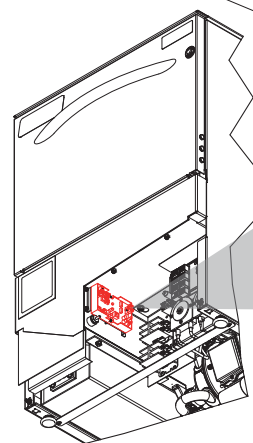
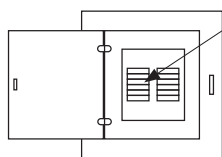


x3

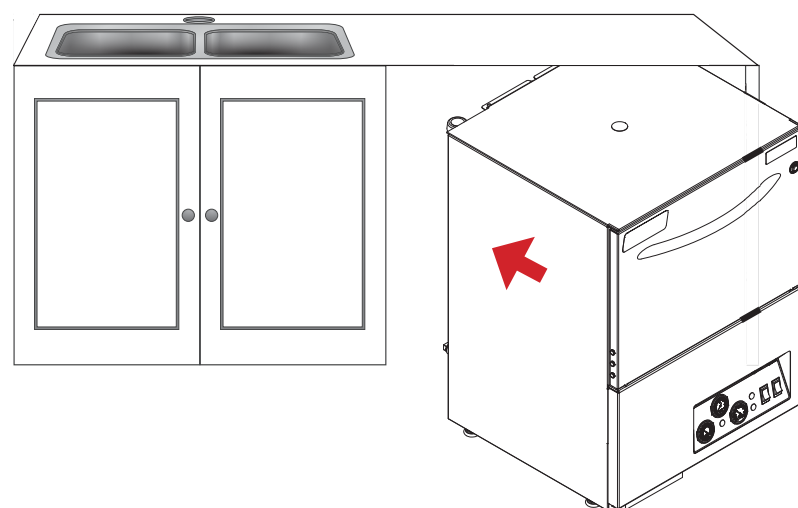
11



14



12



For Technical Support, call the number below.

For the full DishStar® HT Manual, scan the QR Code below or go to our website.



1.888.800.5672
www.jacksonwvs.com



Warewashing Systems

INSTALLATION
QUICK GUIDE

DISHSTAR® HT



Understand Step 14
before proceeding!
¡Entender el paso 14
antes de continuar!
Comprendre l'étape 14
avant de commencer!

- = risk of electric shock
riesgo de electrocución
risque de décharge électrique
- = use eyes
utiliza tus ojos
utilisez vos yeux
- = caustic chemicals
químicos cáusticos
produits chimiques caustiques
- = reference data plate
mire la placa de datos
regarder la plaque signalétique
- = ground wire
cable a tierra
fil de terre
- = water
agua
eau
- = verify
verificar
vérifier
- = not supplied
no se suministra
non fourni
- = use fingers/hands
utilizar los dedos/manos
utilisez vos doigts/mains
- = listen
escuchar
écoute
- = on
encendido
allumé
- = off
apagado
éteint

