



## CENTERLINE™ DOOR TYPE COMMERCIAL DISHWASHER

Simply designed.  
To be the best. **For you.**

*centerline*  
by **HOBART**









# Introducing the CENTERLINE™ DOOR TYPE DISHWASHER

A dishwasher designed around your need for durability, simplicity, and affordability.

You're where you've always wanted to be: creating great food in your place—on your terms. You need quality equipment that supports your high standards, at a price that meets your budget. The new Centerline door type commercial dishwasher meets the need with both high-temperature (CDH) and chemical-sanitizing (CDL) models.

## Ownership Benefits:

-  **Simple to operate & maintain** – designed to fit into practically any dishroom environment, with the throughput to handle any challenge you can serve up.
-  **Quality & performance** – high throughput efficient design from the most trusted name in commercial dishwashing.
-  **Sustainability** – recirculating design significantly reduces water consumption versus fill-and-dump machines.
-  **Operator assurance** – Designed with the operator in mind making it easier to monitor dishroom operations and use the machine.



Pillarless Opening Fits Larger Ware.



Equipped With Delime Notification and Cycle.



Easy-to-Read Chemical Indicators (CDL model only).



**4-sided Door**  
retains heat and saves energy



**Hot Water sanitizing with pumped rinse**  
eliminates issues relating to facility water pressure.



**Chemical sanitizing with built in chemical pumps**  
gives flexibility for chemical provider (CDL model only)



**51 racks per hour at .86 (CDL) & .73 (CDH) gal per rack**  
high throughput efficient design



**Pumped drain**  
provides installation flexibility



**18" pillarless opening**  
is easy to load and can accommodate a single sheet pan



**Tri-wash and rinse arm**  
tri prong design increases coverage and improves wash performance (CDH model only)



**Recirculating design**  
saves a significant amount of water over fill & dump machines



**3-phase single point connection standard**  
field convertible to single phase (CDH model only)



**On board Sense-A-Temp™ booster**  
ensures 180°F final rinse temperature (CDH model only)



**Top mounted digital display**  
simple to use and easy to see with normal & extended cycle options



CDL Model



CDH Model



centerlinefoodequipment.com/products/dishwashers



# YOUR PERFECT HOBART DOOR TYPE DISHWASHER IS WAITING

Hobart has a solution to meet the demands of your operation and budget. For moderate daily use choose the simple, durable design of the Centerline dishwashers. For higher volume, Hobart's AM16 Base model delivers a heavy-duty, high-performance machine.

Experience the next level of performance with the Hobart AM16 Advansys™ model. Advansys technologies include drain water energy recovery (DWER) and automatic soil removal (ASR) which combine to offer industry leading water and energy savings every single wash.



Features & Benefits	Centerline	AM16 Base	AM16 ASR	AM16 Advansys
Performance Rating	.73 (CDH) .86 (CDL)	Better	Best	Best
Water Consumption	0.8	0.67	0.67	0.67
Racks Per Hour	51	40-60	52	36 (Tall) or 40
Drain Water Energy Recovery (DWER)				✓
Automatic Soil Removal (ASR)			✓	✓
Ventless (with Door Lock Standard)		Optional		✓
Tall Height Option		✓	✓	✓
Smart Touchscreen Controls		✓	✓	✓
WiFi Connectivity & Smart Connect App		✓	✓	✓
208-240/60/3 (Field Convertible to 1 Phase)	(CDH)	✓	✓	✓
Pumped Drain / Pumped Rinse	✓	✓	✓	✓
Sense-A-Temp™ Integrated Booster	✓	✓	✓	✓
Wash Arms	Tri-Wash/Rinse Arms (CDH)	X - Shaped	X - Shaped	X - Shaped
Display	Digital	Smart Touchscreen	Smart Touchscreen	Smart Touchscreen
Chemical Pumps	ACC (CDL STD)	ACC	ACC	ACC
Delime Method	Notification/Manual	Notification/Manual	Auto – Includes Booster	Auto – Includes Booster
Energy Star Certified 3.0		✓	✓	✓
Sanitization Method	Hot (CDH) or Cold (CDL)	Hot	Hot	Hot

NOTE: CDL = 115v

## Achieve the Clean You Need

Centerline Dishwashers deliver the clean you need—at a great value—from the most trusted name in commercial dishwashing.



[www.centerlinefoodequipment.com/doortype](http://www.centerlinefoodequipment.com/doortype)



Simply designed. To be the best. **For you.**

centerlinefoodequipment.com  
888-4HOBART (888-446-2278)  
701 S. Ridge Ave. | Troy, Ohio 45373