

Next Generation Can Storage is Here



DISCOVER WHY
THE ULTIMATE #10 CAN RACK
IS SIMPLY A BETTER WAY
TO STORE CANS.

CAMBRO
TRUSTED FOR GENERATIONS™

The Ultimate #10 Can Rack System

Finally! Create the can storage system your operation needs with the Ultimate #10 Can Rack. This first ever plastic can rack makes storing and inventorying #10 and #5 cans so much easier.

KEEPS CANNED FOODS FIFO FRESH

Front-loading, gravity-fed system supports FIFO organization and food rotation with no need to move the rack for loading or unloading.



STORAGE CAPACITY

	#10 Can	#5 Can
Single or Add-on Can Rack	8 each	12 each
Full-Size Can Rack Unit (26" x 36" x 72", 3 tiers)	96	144

Holds #10 and #5 cans 6.7" to 7.07" tall.

DURABLE CONSTRUCTION

Lifetime warranty against rust and corrosion. Made from strong plastic materials that will never dent, bend or break.

LOW MAINTENANCE


Made with easy to clean, smooth surfaces. Can be completely disassembled and run through the dishwasher.





COMPLETELY CUSTOMIZABLE

Use the Single and Add-on Can Racks to build exactly the can storage space you need, from a single tier to a full-size rack for maximum can storage.



ERGONOMICALLY DESIGNED

Small pads on front provide leverage for easy removal of cans, from any tier.

EASY TO ASSEMBLE

A few simple parts click together to build single and add-on racks.

EVERYTHING SHIPS KNOCKDOWN

Single, Add-on Can Racks and Full-Size Can Rack Units each ship complete in 1 box. Units include pre-assembled post kits.

How to Buy

Premium and Elements Series Full Size Stationary Can Rack Unit

If you're used to free-standing can racks, then this is the way to go. You can even install on the end of a Camshelving® High Density system. Save on shipping costs and time – ships knockdown in 1 box with 2 factory assembled post kits.

Buy This

A

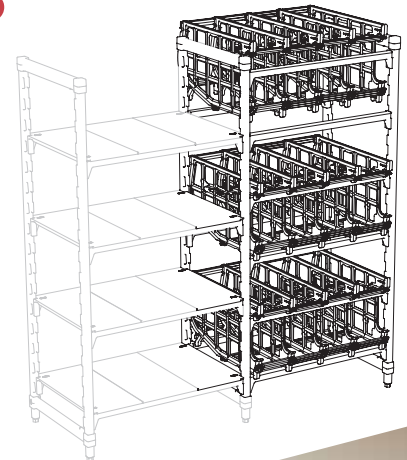


Premium and Elements Series Full Size Stationary Add-on Can Rack Unit

Maximize every inch of linear space in your kitchen or dry storage area with an in-line can rack. With just 1 factory assembled post kit, connect a can rack to standard shelving units in a straight line by sharing posts.

Buy This

B



Add Can Rack Storage to Existing Premium or Elements Series 24" Deep Camshelving

Easily convert existing 24" deep shelves into can rack storage. Turn underutilized bottom shelves into well-organized, accessible can storage. Requires an extra front traverse per tier. Cannot be installed on corner units.

Buy This

C + D



The Ultimate #10 Can Rack Buying Guide

A Full-Size Stationary Can Rack Unit – Free Standing

CODE	CPU243672C96	ESU243672C96
DESCRIPTION	Premium Series	Elements Series
DIMENSIONS D x L x H	26" x 36" x 72"	26" x 36" x 72"

Premium Series Color: Speckled Gray (480).

Elements Series Color: Brushed Graphite (580).

Unit includes: 2 pre-assembled post kits, 9 traverses, 15 panels and 72 brackets.
Ships in 1 box.



Premium Series



Elements Series

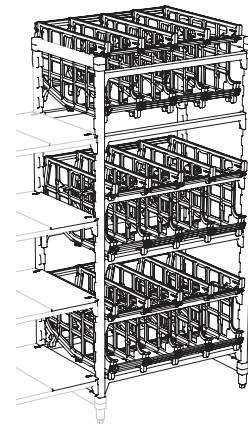
B Full-Size Stationary Add-on Can Rack Unit – Shared Posts

CODE	CPA243672C96	EA243672C96
DESCRIPTION	Premium Series	Elements Series
DIMENSIONS D x L x H	26" x 34.25" x 72"	26" x 34" x 72"

Premium Series Color: Speckled Gray (480).

Elements Series Color: Brushed Graphite (580).

Unit includes: 1 pre-assembled post kit, 9 traverses, 15 panels and 72 brackets.
Ships in 1 box.



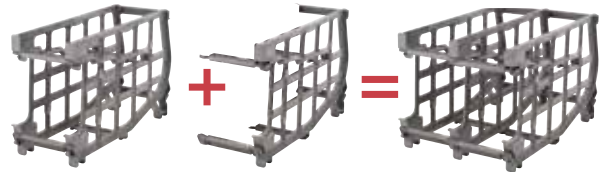
C Single and Add-on Can Racks

CODE	UCR10R8	UCR10AR8
DESCRIPTION	Single Rack	Add-on Rack
DIMENSIONS D x L x H	26" x 9.25" x 15.5"	26" x 7.5" x 15.5"

Color: Brushed Graphite (580). See back page for number of racks per length.

Single Rack includes: 2 panels and 6 brackets.

Add-on Rack includes: 1 panel and 6 brackets.



Single Rack

Add-On Rack

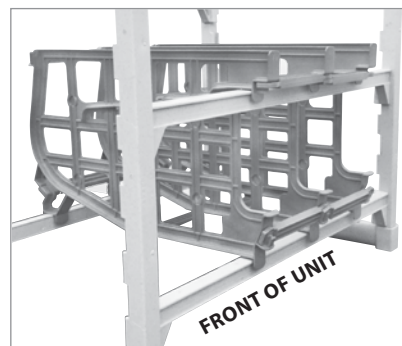
Custom Can Storage

D Single Traverses (required for installing onto existing shelving)

PREMIUM SERIES		ELEMENTS SERIES
LENGTH	CODE	CODE
24"	CPTR24	ETR24
30"	CPTR30	ETR30
36"	CPTR36	ETR36
42"	CPTR42	ETR42
48"	CPTR48	ETR48
54"	CPTR54	ETR54
60"	CPTR60	ETR60

Premium Series Color: Speckled Gray (480).

Elements Series Color: Brushed Graphite (580).



NOTE: Each tier of can racks requires 3 traverses, 2 front and 1 rear. Leave two open dovetails above top traverse before installing the next traverse/tier. This allows space to load cans.

Suggested Accessories

- Dunnage Stand
- Seismic Foot



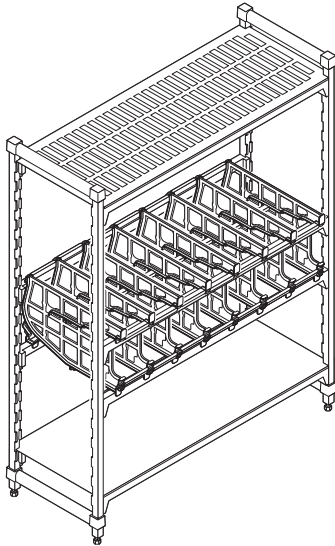
Patent Pending (Single Add-on Can Racks).

Build Your Own Custom Can Rack

Create a Premium or Elements Series Can Rack with exactly the height and length you need to fit the space. Maximize your storage options by mixing traditional shelves with can rack storage, or create a custom rack for 100% can storage only, with 72" tall units up to 42" long.

Buy This

C + D + E + F



UNIT HEIGHT	NUMBER OF TIERS FOR CAN STORAGE
64"	Maximum 2 with 2 available dovetails* for 1 shelf
72"	Maximum 3 (24" – 42" shelf length only) or 2 with 4* available dovetails for shelves
84"	Maximum 2 with 7* available dovetails for shelves

* Based on leaving 2 open front dovetails above each tier of can storage for loading cans.

E Stationary Post Kits

HEIGHT	PREMIUM SERIES	ELEMENTS SERIES
	CODE	CODE
64"	CPPK2464	EPK2464
72"	CPPK2472	EPK2472
84"	CPPK2484	EPK2484

Premium Series Color: Speckled Gray (480).

Elements Series Color: Brushed Graphite (580).

Post kit includes: 2 posts, 1 bottom and 1 top post connector.

Assembly required.

F Vented Shelf Kits

LENGTH	PREMIUM SERIES	ELEMENTS SERIES
	CODE	CODE
24"	CPSK2424V1	ESK2424V1
30"	CPSK2430V1	ESK2430V1
36"	CPSK2436V1	ESK2436V1
42"	CPSK2442V1	ESK2442V1
48"	CPSK2448V1	ESK2448V1
54"	CPSK2454V1	ESK2454V1
60"	CPSK2460V1	ESK2460V1

Solid shelf kits are also available. See the Camshelving Specification and Price List for codes and pricing.

Shelf kits include: 2 traverses and shelf plates.

Premium Series Color: Speckled Gray (480).

Elements Series Color: Brushed Graphite (580).

See the Camshelving® Price and Specification List for full options. Scan to download.



Important Can Rack Tips

- Load empty racks from the bottom tier, moving up.
- Store cans on the bottom or middle tiers for easy loading and unloading.
- Use Dunnage Stands (2 each) for bottom shelves 54" and longer. Install 15" from each post.
- Adjust leveling feet as needed (using adjustable wrench, turn leveling foot bolt clockwise). Ensure unit is level prior to loading cans.
- Not recommended for mobile units.
- Can Racks cannot be installed on corner or intermediate units. Add-on rack units cannot be installed in corners.

Can Racks Per Length

SHELF LENGTH	NUMBER OF CAN RACKS PER TIER*	EMPTY SPACE	#10 CAN HOLDING CAPACITY
24"	2	3.5"	16
30"	3	2"	24
36"	4	0"	32
42"	4	6.5"	32
48"	5	5"	40
54"	6	3.5"	48
60"	7	2"	56

* 1 Single Rack plus Add-on Racks.