



BEVERAGE-AIR

Project: _____

AIA#

Item: _____

Location: _____

SIS#

Approved: _____

WTF WORKTOP FREEZER

WTF67AHC Worktop Freezer

Hydrocarbon Series

MODELS:
WTF67AHC

3 Year Parts/Labor Warranty
Additional 2 Year Compressor Warranty

CABINET CONSTRUCTION



WTF67AHC

- Stainless steel front, sides and doors, (*galvanized back & bottom*)
- Interior liner is made of corrosion resistant aluminum
- 100% Front breather
- Stainless steel top
- 4" Built-in backsplash
- Full electronic control
- Interior thermometer is standard
- Self-closing doors with 120° stay-open feature, on cam-lift hinges
- Easy door removal for service and cleaning
- Magnetic gasket attached to each door for positive seal
- Painted aluminum door handles
- 6" Casters, two (2) with brakes standard
- Two epoxy-coated steel wire shelves per section standard
- Field reversible doors
- Freezer temperature operates at 0°F and below

OPTIONS & ACCESSORIES

- Stainless steel back and grille.
- Stainless steel interior available
- Solid door with lock
- Drawers units
- 6" Legs
- 3" Casters
- Low profile casters
- Cutting board
- Foot pedal door opener
- Remote option

REFRIGERATION SYSTEM

- Refrigeration system uses R290 refrigerant to comply with all environmental concerns
- Automatic, non-electric evaporator
- System is serviceable from front
- Epoxy coated evaporator coil

WTF67AHC Worktop Freezer: Worktop Series



3779 Champion Blvd., Winston-Salem, NC 27105
1-888-845-9800 Fax: 1-336-245-6453
Beverage-Air.com sales@bevair.com



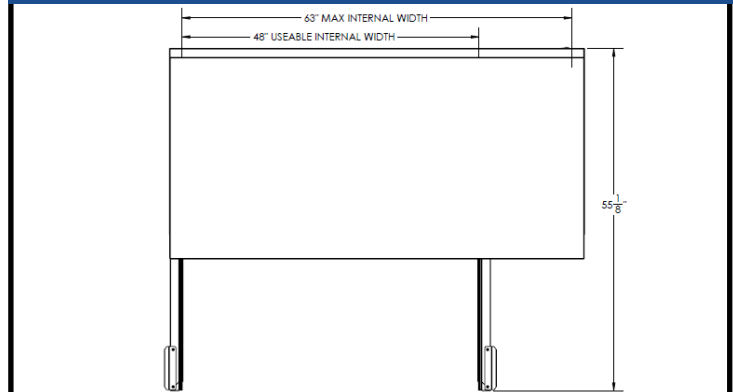
BEVERAGE-AIR

MODEL	WTF67AHC
EXTERNAL DIMENSIONAL DATA	
Width Overall	67"
Depth Overall with Countertop	34"
Height Overall with 6" Casters	39 1/2"
Number of Doors	2
Depth with Door Open 90 °	55 1/8"
Door Opening (in)	21 5/8" X 23 5/8"
Shelf Area (sq. in)	552 1/2"
INTERNAL DIMENSIONAL DATA	
NET Capacity (cubic ft.)	20.08
Internal Width Overall (in)	48"
Internal Depth Overall (in)	26"
Internal Height Overall (in)	25"
Number of Shelves	4
ELECTRICAL DATA	
Full Load Amperes 115/60/1	8.89
REFRIGERATION DATA	
Horsepower	3/4
Capacity (BTU/Hr)*	2312
WEIGHT DATA	
Gross Weight	431 lbs
Height - Crated	46 1/2"
Width - Crated	70"
Depth - Crated	37"

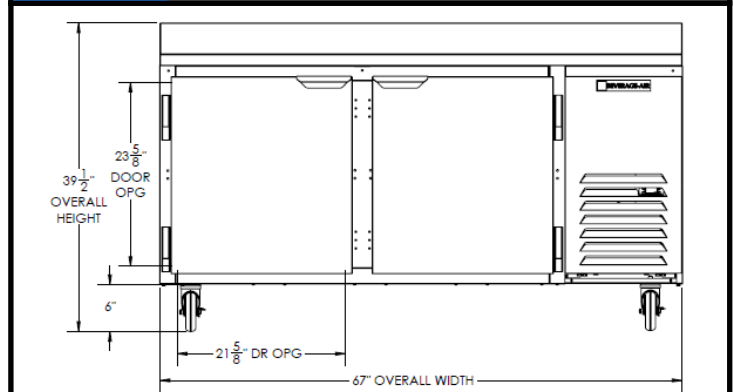
Worktop Freezer

Models: WTF67AHC

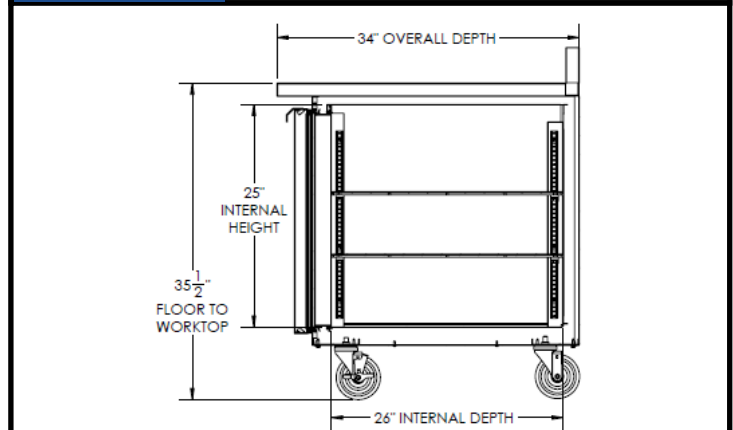
Model Views



Plan View



Elevation View



Side View

ELECTRICAL CONNECTION



115/60/1
NEMA-5-15P

Units pre-wired at factory and include 8' long cord and plug set.



an Ali Group Company



The Spirit of Excellence

3779 Champion Blvd., Winston-Salem, NC 27105
1-888-845-9800 Fax: 1-336-245-6453
Beverage-Air.com sales@bevair.com